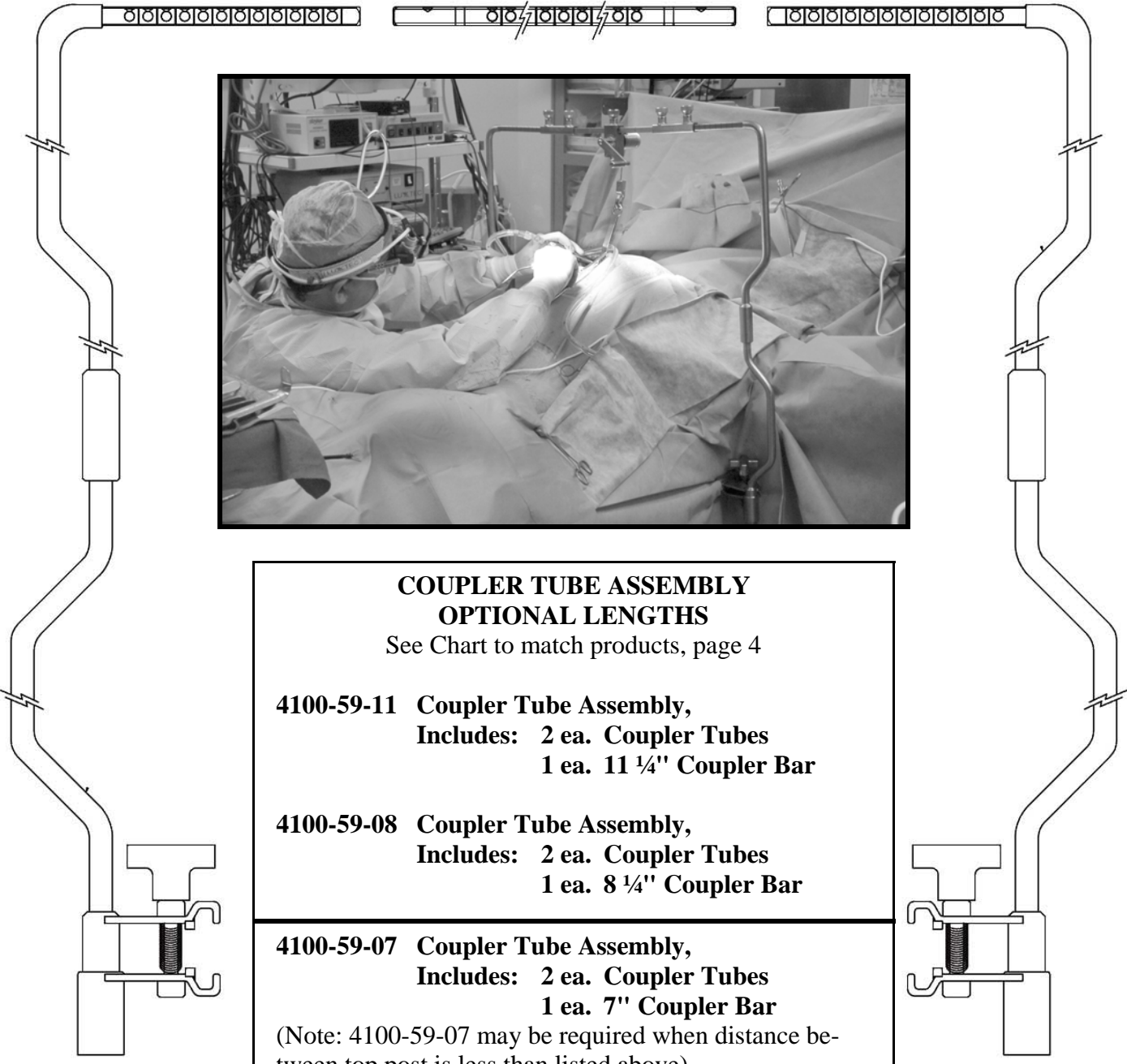




COUPLER TUBE ASSEMBLY

Connects two of the same style Rultract Retractor systems for greater stability at lifting sight.



**COUPLER TUBE ASSEMBLY
OPTIONAL LENGTHS**
See Chart to match products, page 4

4100-59-11 Coupler Tube Assembly,
Includes: 2 ea. Coupler Tubes
1 ea. 11 ¼" Coupler Bar

4100-59-08 Coupler Tube Assembly,
Includes: 2 ea. Coupler Tubes
1 ea. 8 ¼" Coupler Bar


4100-59-07 Coupler Tube Assembly,
Includes: 2 ea. Coupler Tubes
1 ea. 7" Coupler Bar

(Note: 4100-59-07 may be required when distance between top post is less than listed above)

Rultract Inc. 5663 Brecksville Rd. Cleveland, Ohio 44131 U.S.A.

East Coast: PH: (440) 255-2910 Fax: (440) 255-2923 West Coast: PH: (888) 550-5695 Fax: (949) 725-9751

Email: rultract@aol.com Website: www.rultract.net

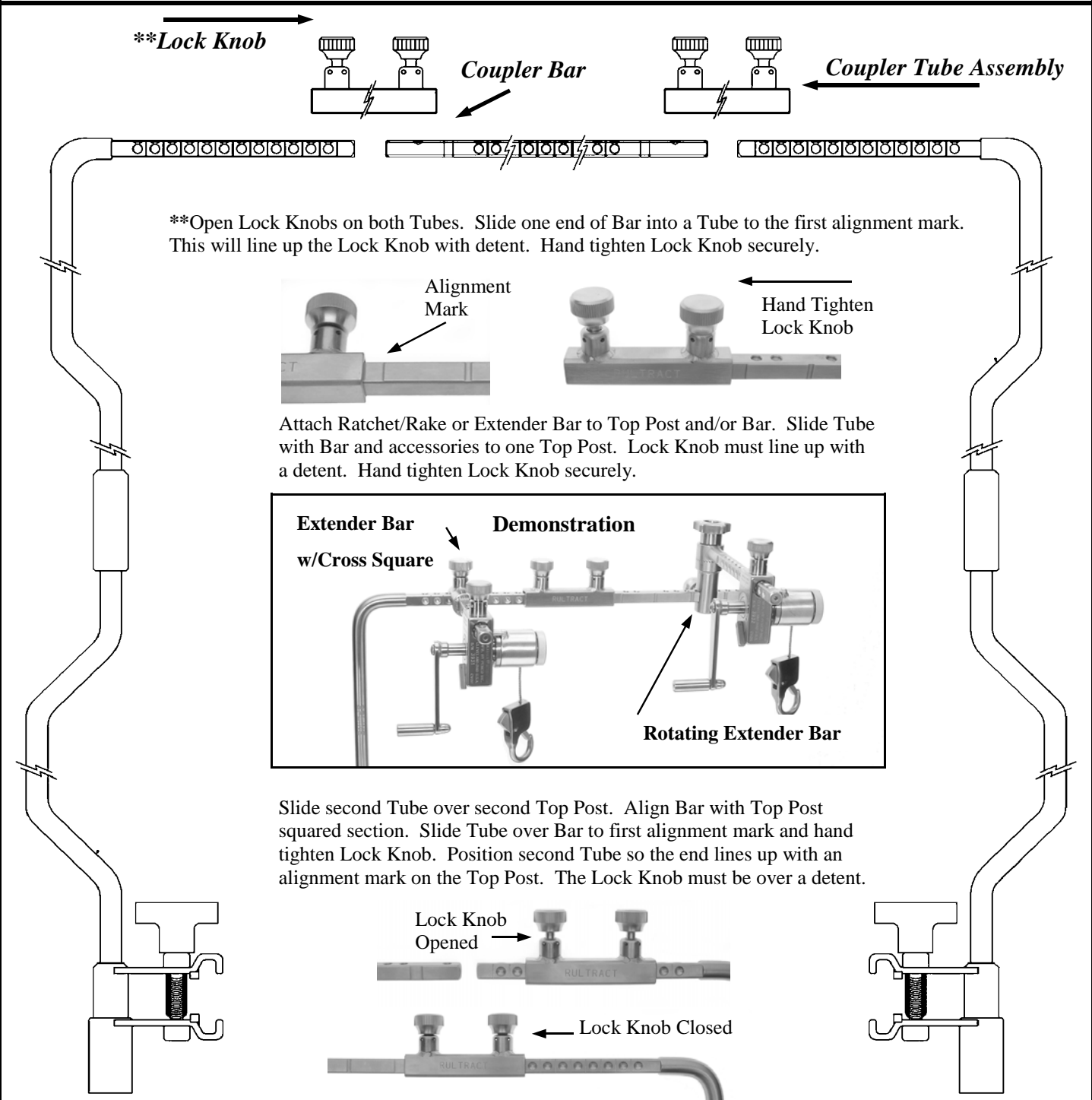


Rultract Inc. 5663 Brecksville Rd. Cleveland, Ohio 44131 U.S.A.

East Coast: PH: (440) 255-2910 Fax: (440) 255-2923 West Coast: PH: (888) 550-5695 Fax: (949) 725-9751

Email: rultract@aol.com Website: www.rultract.net

The Rultract® Coupler Tube Assembly which includes two Coupler Tubes and One Coupler Bar, is used to connect or couple two Rultract® single side systems. This system provides stability to the lifting site. The coupler center bar will accommodate the Rultract® ratchet/rake assembly and/or extender bars. With the two single sides locked together, multiple ratchets and/or extender bars can be placed across the assembly to provide various lift angles.



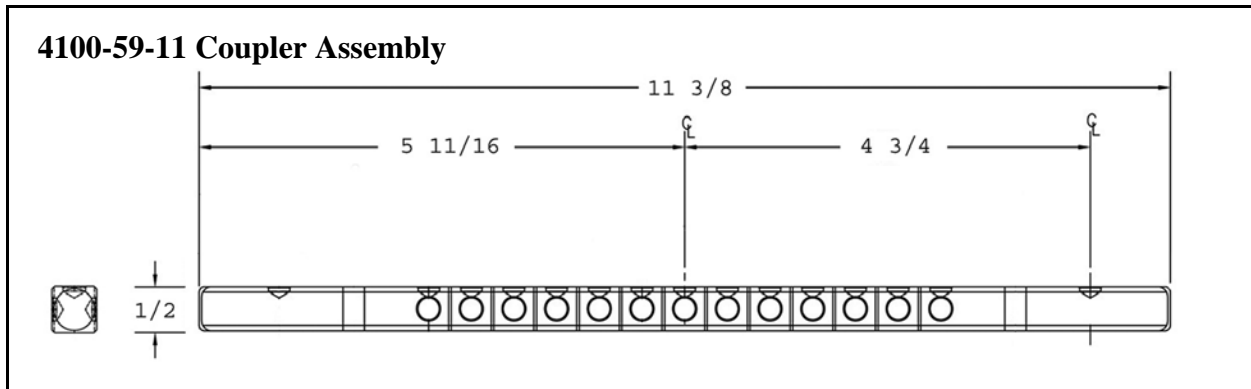
Caution: All Lock Knobs MUST be aligned with a detent and securely tightened in closed position.

Rultract Inc. 5663 Brecksville Rd. Cleveland, Ohio 44131 U.S.A.

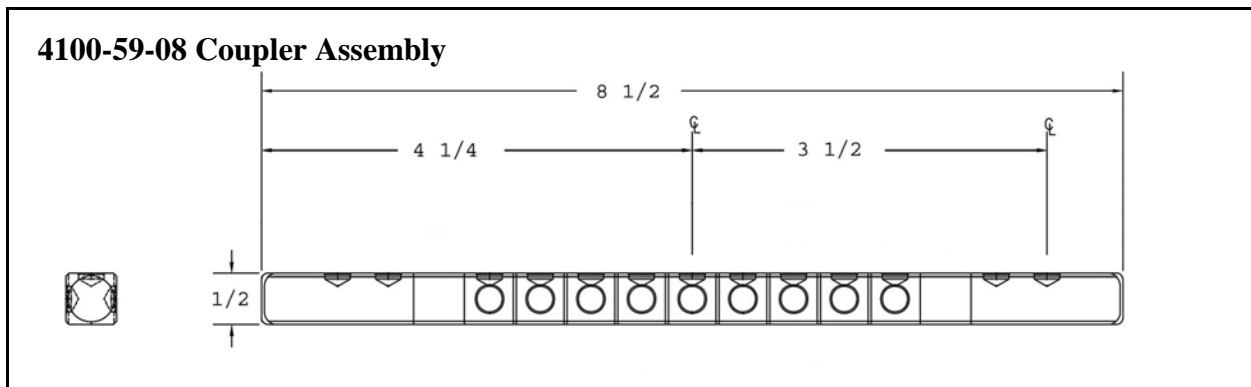
East Coast: PH: (440) 255-2910 Fax: (440) 255-2923 West Coast: PH: (888) 550-5695 Fax: (949) 725-9751

Email: rultract@aol.com Website: www.rultract.net

Listed Below: Which Posts and Clamps will combine for Coupler



Coupler Part Number	Rultract Post Used	Clamp Used	Space Between Top Posts	Bar Length
4100-59-11	4100-32A	4150	13"	11 3/8"
4100-59-11	4100-32AL	4150	13"	11 3/8"
4100-59-11	4100-32A	4160	12"	11 3/8"
4100-59-11	4100-32AL	4160	12"	11 3/8"
4100-59-11	4100-32AS	4150S	13"	11 3/8"
4100-59-11	4100-32ALS	4150S	13"	11 3/8"
4100-59-11	4100-32AS	4160S	12"	11 3/8"
4100-59-11	4100-32ALS	4160S	12"	11 3/8"
4100-59-11	4100-32A	4110 w/ 4100-32C	13"	11 3/8"
4100-59-11	4100-32AL	4110 w/ 4100-32C	13"	11 3/8"
4100-59-11	4100-32AS	4110S w/ 4100-32CS	13"	11 3/8"
4100-59-11	4100-32ALS	4110S w/ 4100-32CS	13"	11 3/8"
4100-59-11	4100-32A	4110 w/ 4100-28C	13"	11 3/8"
4100-59-11	4100-32AL	4110 w/ 4100-28C	13"	11 3/8"
4100-59-11	4100-32AS	4110S w/ 4100-28CS	13"	11 3/8"
4100-59-11	4100-32ALS	4110S w/ 4100-28CS	13"	11 3/8"
4100-59-11	4100-08	4110	13"	11 3/8"



Coupler Part Number	Rultract Post Used	Clamp Used	Space Between Top Posts	Bar Length
4100-59-08	4100-32AT	4150	9 1/2"	8 1/2"
4100-59-08	4100-32AT	4160	8 1/2"	8 1/2"
4100-59-08	4100-32AST	4150S	9 1/2"	8 1/2"
4100-59-08	4100-32AST	4160S	8 1/2"	8 1/2"
4100-59-08	4100-08R	4110	9 1/2"	8 1/2"

Rultract Inc. 5663 Brecksville Rd. Cleveland, Ohio 44131 U.S.A.

East Coast: PH: (440) 255-2910 Fax: (440) 255-2923 West Coast: PH: (888) 550-5695 Fax: (949) 725-9751

Email: rultract@aol.com Website: www.rultract.net